

SYDNEY HARBOUR

News For The Residents at Sydney Harbour • November 2014 Volume 2, Issue 11



YARD OF THE MONTH



The Landscape Committee is happy to present Katharine Dellinger of 18003 Harbour Bridge Pt. with Yard of the Month in Sydney Harbour for October and say "a job well done". Thank you for helping our neighborhood stay beautiful.

SYDNEY HARBOUR



Daylight Savings Time

**2014 Daylight Savings Time
officially ends!**

**Don't forget to turn your clocks
back on Sunday, November 2,
at 2:00 am.**

BASHANS PAINTING & HOME REPAIR

- | | |
|--------------------------------|-------------------------------|
| ▪ Interior & Exterior Painting | ▪ Wallpaper Removal |
| ▪ HardiPlank Replacement | ▪ Wood Replacement |
| ▪ Sheetrock Repair | ▪ Interior Carpentry |
| ▪ Cabinet Painting | ▪ Wallpaper Removal & Texture |
| ▪ Pressure Washing | ▪ Garage Floor Epoxy |
| ▪ Fence Repair/Replacement | ▪ Roofing |
| ▪ Custom Staining | ▪ Faux Painting |
| ▪ Gutter Repair & Replacement | |
| ▪ Crown Molding | |

NO MONEY UP FRONT

20 Years Experience • References Available

Commercial/Residential

~ FREE ESTIMATES ~

BashansPainting@earthlink.net

FULLY INSURED

281-347-6702
281-731-3383 cell



HARDIPLANK®



SECURITY

A visit was made to the Precinct 4 substation in August by one of our BOD members to talk to them about security in Sydney Harbour. The following was relayed to him by Sgt. Blackledge.

Two reported thefts in SH were solved with the arrest of six young men (ages 19-21). All stolen property in those two thefts were recovered and returned to the homeowners. One homeowner was contacted and confirmed he had received all of his stolen

property. The other homeowner could not be contacted to confirm the return of his property.

They also recovered and returned all property from four other auto thefts in SH. These thefts were not even reported to the Constable's office by the homeowners.

The arrest of these six men solved several other auto thefts in the northwest area. Approximately \$10,000 worth of property was recovered and returned. There was some returned property that was not reported stolen because they had not even noticed that it was missing! Sgt. Blackledge stated that 95% of the recovered property came from thefts that had NOT been reported and most of the vehicles involved were UNLOCKED.

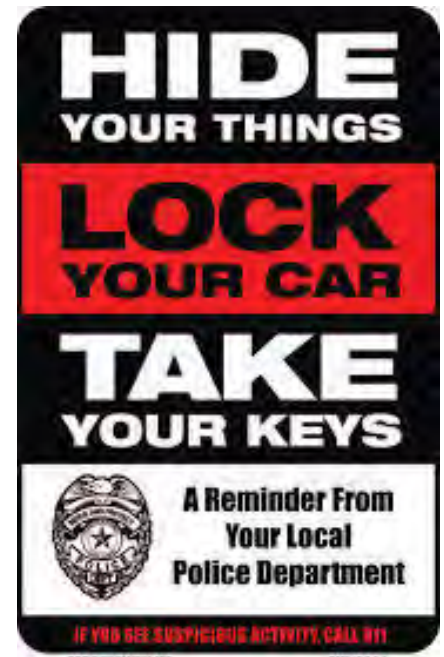
The group that has been stealing tires and wheels from parked cars on northwest neighborhood streets and driveways (reported by Channel 11 News in August) struck again in Ravensway. No activity in SH to this point.

Here are some important tips from Sgt. Blackledge to help keep crime down in SH:

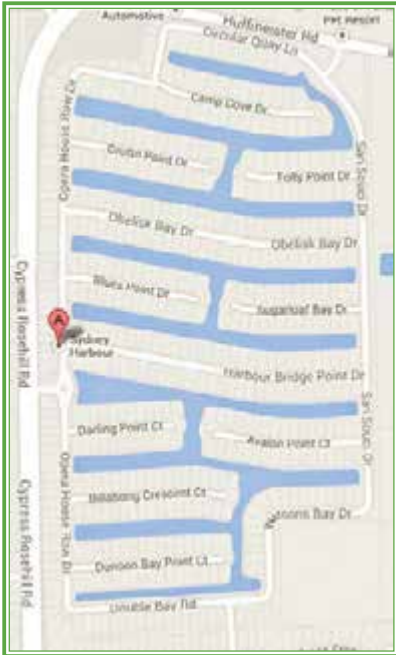
- Report ALL property thefts, break-ins, damage, suspicious vehicles and/or people to the Precinct 4 Constable's office (281-376-3472).

- Park your vehicles in the garage for maximum protection.
- Keep driveway lights on during nighttime hours.
- Install security cameras or motion detectors that turn on lights in the driveway area.

The more precautions we take, the less the burglars will take.



WHAT'S IN A NAME?



This edition of What's in a Name will cover two streets from our subdivision, Camp Cove Drive and Watsons Bay Drive. Although these streets are at opposite ends of Sydney Harbour subdivision, in Australia Camp Cove is a bay lying within the village and suburb of Watsons Bay. It would be difficult to cover one without the other.

Watsons Bay is a harborside, eastern suburb of Sydney, in the state of New South Wales, Australia. Watsons Bay is located 11 km north-east of the Sydney central business district, in

the local government area of the Municipality of Woollahra.

Watsons Bay sits on the end of the South Head peninsula and takes its name from the sheltered bay and anchorage on its western side, in Port Jackson. It provides views across the harbor to the Sydney Harbour Bridge.



Camp Cove is a bay on the southern side of Port Jackson lying within the village and suburb of Watsons Bay and adjacent to Inner South Head.

Protected and with clean water, Camp Cove was very important to Aboriginal life in the area. It served as a sheltered bay for shipping throughout the nineteenth century and today it is a popular area for visitors. Also at the southern end of Camp Cove, the small promontory of Green Point was a major marker for early navigation into Port Jackson, and in the 1850s a navigation obelisk was erected there. Today, Camp Cove Beach is a major tourist destination and

the access point for part of the Sydney Harbour National Park.

History of the Area

Historically, the Watsons Bay area provided abundant fish, shellfish and food for the local Aboriginal community in a sheltered environment. Rock engravings in the area depict a range of marine creatures including whales and fish. There is also a rock shelter at the northern end of the Camp Cove Beach that shows evidence of habitation by the local Aboriginal people.



Foundations of the anti sub boom net winch house

Sydney Harbour defenses WWII

In 1942 during the Second World War the Sydney Harbour anti-submarine boom net was constructed on Georges Head and was designed to prevent enemy submarines from entering into Sydney Harbour.

Camp Cove and Watsons Bay Today

Watsons Bay is a mostly residential area with some recreational areas and beaches, including Camp Cove, and a legal nude beach located at Lady Bay. Some restaurants, cafes and a hotel are located here. The

coastal walk with ocean views of the Gap along South Head makes Watsons Bay a popular tourist attraction in Sydney. The Sydney Harbour Pilot Boat Station was located on the bay, and the naval training base HMAS Watson is located nearby at South Head.

Behind Camp Cove lay a freshwater pond. Sometimes called the Duck Pond or the Wild Duck Pool, it was formed by a spring

where a small park now sits.

At the southern end of Camp Cove stands the house built by the Russian scientist Nikolai Miklouho-Maclay between 1879 and 1881, as the base for a marine biological research station. Despite the excellent location for such a venture, the house was taken over in 1885 for military purposes and became the property of the Commonwealth of Australia in 1908. It was mainly used as officers' residential quarters until 2001, after which it was handed to the Sydney Harbour Federation Trust, and it has since seen adaptive re-use as a private residence.

SYDNEY HARBOUR

Sydney Harbour Real Estate Corner

Activity: July 1, 2014– September 30, 2014

Presented by Kathy Emery

HOME SALES		# OF HOMES	PRICE RANGES
Active	1 Story	5	\$229,900-393,559
	2 Story	9	\$278,857-502,041
Pending	1 Story	1	\$289,900
Pending	2 Story	4	\$315,000-498,663
Sold	1 Story	4	\$238,800-291,000
	2 Story	8	\$330,000-432,843

*This representation is based on data supplied by the Houston Association of Realtors.
Neither the Association nor its MLS guarantees is in any way responsible for its accuracy.*



Trash & Recycling Pickup HOLIDAY SCHEDULE

No trash and/or recycling pickup on Thanksgiving Day – November 27th.

If the scheduled trash or recycling collection day falls on any of the following holidays, the normal service will be resumed the following scheduled pickup day. Please do not put your containers out until the evening before the scheduled pickup day. Holidays are: New Years Day, Memorial Day, Independence Day, Labor Day, Thanksgiving Day, and Christmas Day.



Your Cypress Specialist



14519 Huntmont

Cypress Mill
Sold in less than a Week



19303 Poppy Grove

Yaupon Ranch
Sold in 3 Days



17372 Scenic Lake Ct.

Lakes of Rosehill
Sold



17702 White Oak Hill

Lakes of Rosehill
Sold



Wanted - Cypress Sellers. Call Me, We Need to Talk.

Gina Baker

Broker Associate

Office: 281.304.1344

www.ginabaker.com



Cell: 281.685.0306

26321 NORTHWEST FRWY #100 • CYPRESS TX, 77429

HOW THE LAKES WORK

So, where does the water come from? Water comes into the lakes from two sources. Rain enters the lakes from yard run off and from the street storm drains. When needed, this is supplemented by pumping from a well located near the gazebo next to Lake 3 (the northernmost lake). Sydney Harbour owns this well and has a permit to pump a certain amount of water annually. However, we have to pay the Galveston-Houston Subsidence District for the water.

Water flows from Lake 3 to Lake 2 (the central lake) through an underground pipe. The maximum water level in Lake 3 is set by a dam-like structure, called a weir, which is located within this pipe. When Lake 3 exceeds the weir height, then water flows over it into Lake 2. Lake 2 and Lake 1 are similarly connected, so the maximum Lake 2 level is set by the weir in the connection pipe to Lake 1.

So where does the water go? Other than evaporation, there is a drainage structure on the southeastern corner of Lake 1 that acts as the overflow for all three of our lakes. Lake 1's water level is limited by this overflow structure. Ultimately, Sydney Harbour

lakes discharge into Dry Creek. The local MUD District oversees the overall drainage system.

When we receive heavy rain, the water level in all lakes quickly rise since the drainage pipes are limited in the rate of water that they can flow. The lakes are designed to hold a 100-year rainfall event without impacting our houses. This design assumes no obstructions in the 14 foot lake easement that would reduce lake holding capacity. This is the reason why we enforce this easement. Ultimately, it protects our homes.

When we have dry periods, more pumping from the well is required. The HOA monitors well pumping carefully to control costs. Since Lake 1 is at the "end of the chain", it can only receive well water when Lakes 2 and 3 are full. However, if we keep Lake 1 too high, then we may discharge expensive well water if it rains more than expected. A careful balancing act is required to keep all three lakes at reasonable levels and properly manage our money.



Infants • Toddlers • Pre-School • Pre-K
Before & After School

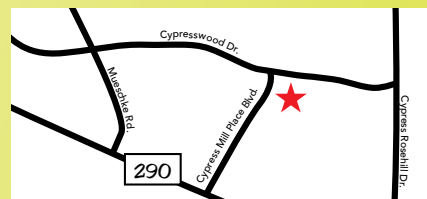
- ★ Christian based curriculum
- ★ Huge indoor gym
- ★ Part-time & full-time
- ★ Secured internet video monitoring
- ★ Security controlled building access
- ★ DROP-OFF & PICK-UP FROM THESE SCHOOLS:
Robison • Ault • Keith • Swenke • Farney
Warner • Roberts Rd.



NOW ENROLLING

FREE
Registration

One per family. New enrollment only. Not valid with any other offers.



NEW CYPRESS LOCATION
14530 Cypress Mill Place Blvd.
Cypress, TX 77429

281-826-9399

ChampionsAcademy.net

SYDNEY HARBOUR

Winter Lawn Maintenance

Winter is a time of protection and preparation for our lawns, turf grasses, trees and bushes. All require an additional effort to afford maximum performance and ensure that they will survive our unpredictable Houston winters.

Five tips for Houston Winter Lawn Maintenance

1. **Lower the mowing height of your mower.** Removing young, tender growth on the lawn will prevent your lawn from falling victim to winter diseases. Removing this growth will prevent the lawn from drying out when the cold first comes.

2. **Give your lawn a final fertilization.** It is important to give your lawn a final fertilization before winter sets in. The nutrients will be stored and used by your lawn throughout the winter and in the beginning of spring. Ratios in fertilizer vary so make sure they are "winter or fall" formulas designed for southern grasses. 18-6-12/18/12/16 or 10/5/14 are good formulas for winter.

3. **Clear your lawn of debris.** Removing logs, toys or gardening equipment will prevent the objects from smothering the grass they sit on and reduce the turf's vulnerability to diseases. Brown patch (brown circles in the grass) is prevalent this time of year. Choose a fungicide with Bayleton – Terrachlor- Banner or Benomyl. These are effective against Brown Patch.

4. **Aerate your lawn before the first freeze.** It will prepare your lawn for fertilizer and nutrients in the spring. It will also decrease the extent that thatch will affect your lawn in the winter. Apply a pre-emergent weed control from late October to early November to control broad leaf and common grasses.

5. **Late winter is also a good time to trim woody trees and shrubs for preparation of new spring growth.** Add an additional layer of mulch to protect trees. Landscape and water thoroughly before a freeze to protect tender plant roots. To protect plants from freezing temperatures, place a blanket or sheet over the plant then place plastic over the blanket. Do not let the plastic touch the leaves of the plant.

After you have treated your lawn you will want to reward yourself with some beautiful winter color. Some good choices for this area are:

Alyssum – This is a good ground cover that comes in white, rose and lavender. Cut back when it becomes leggy.

Calendula (Pot marigolds) - These look like small mums. They are a bright yellow and will lend color to an otherwise drab winter landscape.

Cornflower – Bright blue to dark purple. These small plants look like little buttons.

Dianthus – This is a low growing plant that comes in numerous shades of pink and has a nice spice scent.

Pansies – Come in a variety of colors. They thrive in cold weather and will bloom the entire winter season.

Ornamental Kale – This cabbage like plant comes in a variety of colors and shapes. (blue, white, lavender, white and shades of green. Makes an interesting display and you can eat it too!

The landscape committee wishes you and your family a happy and safe winter. Let's keep Sydney Harbour beautiful!

BUSINESS CLASSIFIEDS

TELECOMMUTE APPOINTMENT SETTER - 18 year old Virtual Call Center with A+ BBB rating seeking outbound B2B appointment setter. Earn \$12 - \$28/hr. Modern home office and B2B experience required. Apply on www.telereachjobs.com. At last, a Real Daytime Job From Home!

Business classifieds (offering a service or product line for profit) are \$50, limit 40 words, please contact Peel, Inc. Sales Office @ 512-263-9181 or advertising@PEELinc.com.



RE/MAX® Prestige HOUSTON
NEW HOME TEAM

(713) 516-6106
www.HoustonNewHomeTeam.com
"Other agents list homes... we SELL them."

Alex Rezende

RE/MAX Prestige (281) 640-8900. Each RE/MAX office is independently owned and operated.

IMPORTANT NUMBERS

Management Company
Sterling Association Services, Inc.
 P.O. Box 38113 Houston, TX 77238-8113
 (p) 832.678.4500, (f) 281.598.4487
www.sterlingasi.com, servicedesk@sterlingasi.com

EMERGENCY NUMBERS

Harris County Sheriff 866.222.7100
 Pct 4 Main Dispatch Number 281.376.3472
 Animal Control (Emergency) 281.999.3191
 Poison Control 800.764.7661
 Cy-Fair Volunteer Fire Department 713.466.6161
 Emergency 911

LOCAL UTILITY/SERVICE PROVIDERS

Electricity- Reliant Energy 281-897-8808
You can choose your electric provider
 Water and Sewer-Eagle Management 281.374.8989
 Garbage Pick-up Monday & Thursday
 Recycle Pickup Monday ONLY
 Gas-CenterPoint Energy 713-.659.2111
 Telephone- AT&T 800.464.7928
You can choose your telephone provider
 Cable-Comcast 713.895.2539
You can choose your cable provider

PUBLIC SERVICES

United States Postal Service 281.373.9125
 16635 Spring Cypress Road
 Metro Park and Ride 713.635.4000

MEDICAL FACILITIES

Methodist Hospital-Willowbrook 281.477.1000
 Cy-Fair Medical Center 281.890.4285
 Memorial Herman Hospital 281.392.1111
 North Cypress Medical Center 281.894.0003

COMMUNITY SCHOOLS

Cy-Fair ISD Administration 281-897-4000
 10300 Jones Road
 Farney Elementary School 281-373-2850
 14425 Barker Cypress
 Goodson Middle School 281-373-2350
 17333 Huffmeister
 Cy-Woods High School 281-213-1727
 16825 Spring Cypress Road

NEWSLETTER INFORMATION

Publisher

Peel, Inc. www.PEELinc.com, 512-263-9181
 Article Submission sydneyharbour@PEELinc.com
 Advertising advertising@PEELinc.com

STERLING ASI PERSONNEL

Roxanne Martinez Association Manager
 832.678.4500, roxanne@sterlingasi.com

Janine Cruz Administrative Assistant
 832-678-4500 ext. 205, janine@sterlingasi.com

Contact for any concerns or general questions for the association regarding violations, deed restrictions, ACC applications, interest in joining a committee, clubhouse/pool rentals and any other questions regarding the property.

Susan Marshall Account Representative
 832-678-4500 ext. 215, susan@sterlingasi.com

Any accounting related questions, a payoff quote or a transfer fee, or just want to know information regarding homeowner's accounts

Angela Villegas Pool Card Administrator/Customer Service
 832.678.4500 ext. 224, angela@sterlingasi.com

Contact for homeowner's needing a pool card for access to the pool area.

Along with Janine, Susan and Angela, we have 6 customer service representatives that are familiar with the Association and area readily available to assist homeowners.

Now's the time to join

THE A LIST

GET A SNEAK PEEK AT CYPRESS' NEWEST ASSISTED LIVING AND MEMORY CARE COMMUNITY

The nation's newest, most innovative senior living community is opening Spring 2015 in Towne Lake and there are spots on **THE A LIST** – a select group who reserve early and receive:

- Significant Savings
- Priority Selection of Floor Plan
- Invitations to Special Events
- Other Limited Time Benefits

Call **832-653-4260**, visit townelake-Avanti-sl.com or stop by our Welcome Center, opening November 15, at **17808 Lakecrest View Drive** for more information.

Enjoy some delicious snacks & beverages!

Avanti
 SENIOR LIVING
 — towne lake —





PEEL, INC.

308 Meadowlark St. South
Lakeway, TX 78734

PRSR STD
U.S. POSTAGE
PAID
PEEL, INC.

SYD

TARGET YOUR
CUSTOMERS



PEEL, INC.
community newsletters

www.peelinc.com
512.263.9181