

STONE FOREST

Flyer

January 2015

Volume 5, Issue 1

Hey Neighbors,

By now you have your New Year's Resolutions firmly listed in order of importance, placed on sticky notes, I-Pad reminders, etc., so that (THIS TIME) you'll really nail them. Those resolutions of the past years were just warm ups and practice for this year, right? My personal belief is that these resolutions show just how optimistic we people are. However, I was thinking we ought to have a contest--whoever keeps the majority of their resolutions past April or May will get their names put up on our community info boards at the entries to Stone Forest. Sound reasonable?

2014 was a good year for us. Total replacement of the playground (we're still exploring pros and cons of expanding the actual play structure), the addition of the three street lamps on Edgewood Place and the new sidewalks. So now we are financially "hibernating" until after the January HOA board meeting when we will be assessing ideas and suggestions we've received and deciding the best things to do. Remember to send in your HOA dues as that is what makes it possible to properly maintain and add to our community.

Our Architectural Control Committee (ACC) has two new

faces. For a quick education---this is a three member committee that oversees requests when we make changes to the exteriors of our houses and yards. Tod Bisch and Ron Averett have rotated off the committee. Our thanks to them for many years of service. Also, thanks for the fast response when we asked for volunteers in November. The Board selected Joe True (retired graphic designer) and Cathy Bodenstedt (Art History degree) as the new members. Joe and Cathy have good experience and talents which I believe will help as many of us (me included) go about repainting the exteriors of our home and other things that go along with maintaining houses and yards that are now around or over 10 years old. We definitely want to keep our neighborhood attractive to our residents, visitors, and prospective buyers.

Have a good month. Next month this space will have the introduction of our other new board member. My thanks to Cathy Schmidt for introducing herself in the December newsletter.

Thanks,

Dick Leonard

HAPPY NEW YEAR!

COMMUNITY CONTACTS

STONE FOREST HOA Spring, Texas 77379 HOA BOARD

PRESIDENT

Richard Leonard 5423 Chelsea Fair Lane
Contact 832-717-0749 (Home)
..... 361-946-1838 (Cell)
..... j24hd@yahoo.com
..... Term Ends 2015 (2-year term)

VICE PRESIDENT

Tod Bisch 5223 Sunlight Hill Ct.
Contact 281-370-0120
..... todnlorri@gmail.com
..... Term Ends 2014 (2-year term)

SECRETARY

Cathy Schmidt 19427 Yaupon Green Ct.

TREASURER

Robin Jones 19210 Holly Shade
Contact 281-376-5511
..... 281-382-5228 (Cell)
..... RobinGriffithJones@yahoo.com
..... Term Ends 2015 (2-year term)

DIRECTOR AT LARGE

Chris Jackson 5607 Edgewood Place Dr.

KLEIN ISD

Klein ISD website: <http://www.kleinisd.net/>
Kuehnle Elementary School 832-484-6650
Strack Middle School 832-249-5400
Klein Collins High School 832-484-7811

CHAPARRAL MANAGEMENT CO.

281-537-0957

www.chaparralmanagement.com

Mailing address:

P.O. Box 681007, Houston, TX 77268-1007

Physical address:

6630 Cypresswood Dr. Suite 100, Spring, TX 77379

UTILITIES

Bridgestone MUD (water district) 713-983-3602

..... **P.O. Box 90045, Houston, TX 77290**

Centerpoint Energy (to report street light outages) 713-207-2222

..... www.centerpointenergy.com/outage

Harris County Health Dept. www.harriscountyhealth.com

Harris County Precinct #4 www.hcp4.net

Comcast (cable) 713-462-9000, www.comcast.com

U.S. Post Office 1-800-275-8777

..... **7717 Louetta Rd., Spring, TX 77379**

Republic Waste

Trash pick-up days: Mondays & Thursdays

NEWSLETTER INFORMATION

Articles kserventi@chaparralmanagement.com

Publisher - Peel Inc. www.peelinc.com

Advertising 1-888-687-6444

REACHING YOUR NEIGHBORS *and many others...*

- Atascocita CIA
- Blackhorse Ranch
- Briar Hills
- Bridgeland
- Chelsea Harbour
- Coles Crossing
- Copperfield
- Cypress Creek Lakes
- Cypress Mill
- Eagle Springs
- Fairfield
- Kleinwood
- Lakemont
- Lakes of Fairhaven
- Lakes of Rosehill
- Lakes on Eldridge
- Lakes on Eldridge North
- Lakewood Grove
- Legends Ranch
- Longwood
- Meyerland
- Normandy Forest
- North Lake Forest
- Park Lakes
- Riata Ranch
- Shadow Creek Ranch
- Silverlake
- Steeplechase
- Sterling Lakes
- Stone Forest
- Stone Gate
- Summerwood
- Sydney Harbour
- Terranova West
- Terra Nova HOA
- Towne Lakes
- Village Creek
- Villages of NorthPointe
- Walden on Lake Houston
- Willowbridge
- Willow Pointe
- Wimbledon Champions
- Winchester Country
- Woodwind Lakes
- Wortham Villages

FOR ADVERTISING INFORMATION

Call Today 1-888-687-6444

www.PEELinc.com
advertising@PEELinc.com

PEEL, INC.
community newsletters



TENNIS TIPS

By USPTA/PTR Master Professional
Fernando Velasco



The Modern Game: “The Forehand Return Serve Drop Shot”

In previous newsletters, I offered tips on how to execute the basic strokes for players who are just beginning to play tennis or who want to resume playing.

I am now offering suggestions on how to play the “modern” game mostly geared towards players who are happy with hitting the ball over the net and controlling the point with consistency. These players may already be playing for leagues or in tournaments and are looking for more “weapons” on the court.

In this issue, I will offer instructions on how to execute “The Return Serve Drop Shot.” This shot is used when an opponent is expecting a deep service return and the player “surprises” the opponent with a short angle drop shot. It can be used in both singles and doubles play.

In the illustrations, Fernando Velasco, Director of Tennis and teacher at of the Grey Rock Tennis Club, shows the proper technique to execute this stroke. Velasco is presently ranked #1 in Singles and Doubles in the USTA Men’s 70 Division in Texas, and #13 in Singles

and #8 and #10 in Doubles in the US.

Step 1: The Back Swing: When Fernando sees the opportunity, he makes a quick turn of his upper body and takes the racket high and back. The head of the racket is now at shoulder height, his shoulders are turned, and his eyes are focused on the incoming ball.

Step 2: The Point of Contact: The success of the drop shot is to “cup” under the ball with the strings. The grip is relaxed and ready to push the ball forward and under the ball as he makes contact with it. His left shoulder is almost opening and his weight is moving through the shot.

Step 3: The Follow Through: In order to get maximum underspin, Fernando is keeping the right hand extended as long as possible. His weight is going forward. The left hand is left leaning forward for better balance.

As the shot goes over the net, and it was successful, Fernando will run towards the net, expecting his opponent to either lift the ball short, or try to drop shot his drop shot.

Look in the next Newsletter for: “The Backhand Return Drop Shot”

STONE FOREST FLYER

SEND US YOUR *Event Pictures!!*

Do you have a picture of an event that you would like to run in this newsletter? Send it to us and we will publish it in the next issue.

Email the picture to kserventi@chapparalmanagement.com Be sure to include the text that you would like to have as the caption.

Pictures will appear in color online at www.PEELinc.com.



IT'S YOUR DESTINY



...SEE YOU IN 2015

SELL US YOUR CAR!

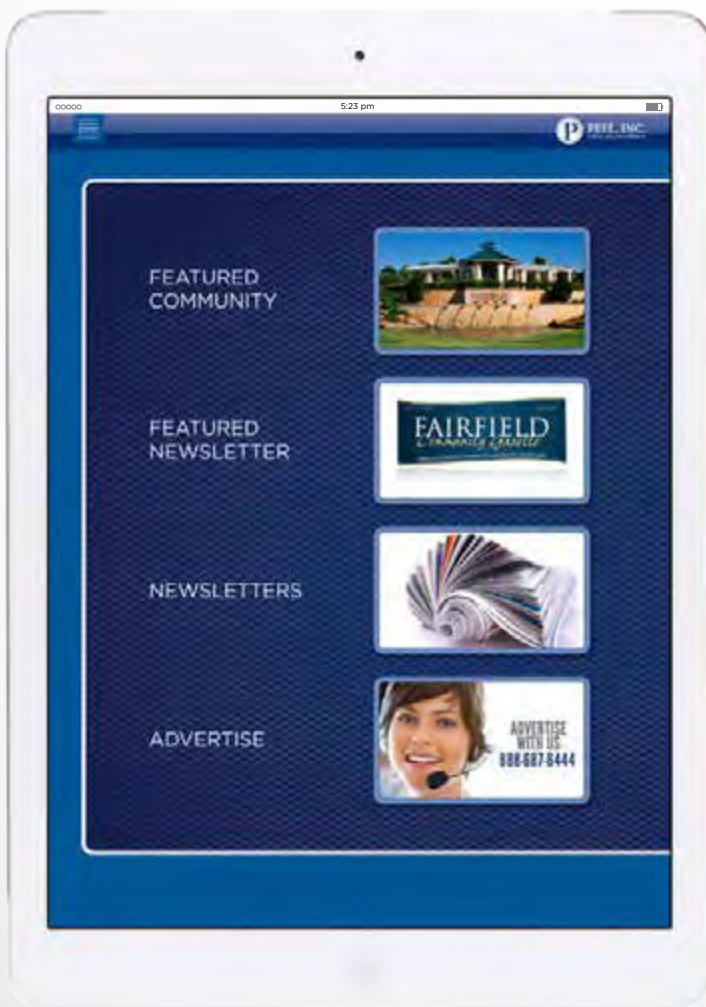


TEXASDIRECTAUTO.COM

Your Community at Your Fingertips



Download the Peel, Inc. App Available for Your iPhone and iPad



www.peelinc.com
512.263.9181

STONE FOREST FLYER

SUDOKU

View answers online at www.peelinc.com

		4	7				8	3
				2		4		
		3	9				5	
	4							2
8	1							
	7		3	8				
		7	8	3		6	2	
	5							9
2						1		

© 2006, Feature Exchange

The goal is to fill in the grid so that every row, every column, and every 3x3 box contains the digits 1 through 9. Each digit may appear only once in each row, each column, and each 3x3 box.

At no time will any source be allowed to use the Stone Forest Flyer's contents, or loan said contents, to others in anyway, shape or form, nor in any media, website, print, film, e-mail, electrostatic copy, fax, or etc. for the purpose of solicitation, commercial use, or any use for profit, political campaigns, or other self amplification, under penalty of law without written or expressed permission from Peel, Inc. The information in the Stone Forest Flyer is exclusively for the private use of the Stone Forest HOA and Peel, Inc.

DISCLAIMER: Articles and ads in this newsletter express the opinions of their authors and do not necessarily reflect the opinions of Peel, Inc. or its employees. Peel, Inc. is not responsible for the accuracy of any facts stated in articles submitted by others. The publisher also assumes no responsibility for the advertising content with this publication. All warranties and representations made in the advertising content are solely that of the advertiser and any such claims regarding its content should be taken up with the advertiser.


* The publisher assumes no liability with regard to its advertisers for misprints or failure to place advertising in this publication except for the actual cost of such advertising.

* Although every effort is taken to avoid mistakes and/or misprints, the publisher assumes no responsibility for any errors of information or typographical mistakes, except as limited to the cost of advertising as stated above or in the case of misinformation, a printed retraction/correction.

* Under no circumstances shall the publisher be held liable for incidental or consequential damages, inconvenience, loss of business or services, or any other liabilities from failure to publish, or from failure to publish in a timely manner, except as limited to liabilities stated above.

DID YOU SAY FREE?


(yes.)



YOUR NEWSLETTER IS PROVIDED 100% FREE OF CHARGE TO YOUR HOA...

and is made possible by the advertisers within. Please frequent their businesses and let them know where you saw their advertisement. While there, be sure to say "Thanks!"

www.PEELinc.com



PEEL, INC.
community newsletters

BASHANS PAINTING & HOME REPAIR

- Interior & Exterior Painting
- HardiPlank Replacement
- Sheetrock Repair
- Cabinet Painting
- Pressure Washing
- Fence Repair/Replacement
- Custom Staining
- Gutter Repair & Replacement
- Crown Molding

- Wallpaper Removal
- Wood Replacement
- Interior Carpentry
- Wallpaper Removal & Texture
- Garage Floor Epoxy
- Roofing
- Faux Painting

NO MONEY UP FRONT

20 Years Experience • References Available

Commercial/Residential

~ **FREE ESTIMATES** ~

BashansPainting@earthlink.net

♦ **FULLY INSURED**

281-347-6702

281-731-3383 cell












Attention KIDS: Send Us Your Masterpiece!

Color the drawing below and mail the finished artwork to us at:

Peel, Inc. - Kids Club
308 Meadowlark St
Lakeway, TX 78734-4717

We will select the top few and post their artwork on our Facebook Page - Facebook.com/PeelInc.

DUE: January 31st

Be sure to include the following so we
can let you know!

Name: _____

(first name, last initial)

Age: _____



STF




PEEL, INC.

308 Meadowlark St. South
Lakeway, TX 78734

PRSR STD
U.S. POSTAGE
PAID
PEEL, INC.

STF

TARGET YOUR
CUSTOMERS



PEEL, INC.
community newsletters

www.peelinc.com
512.263.9181